

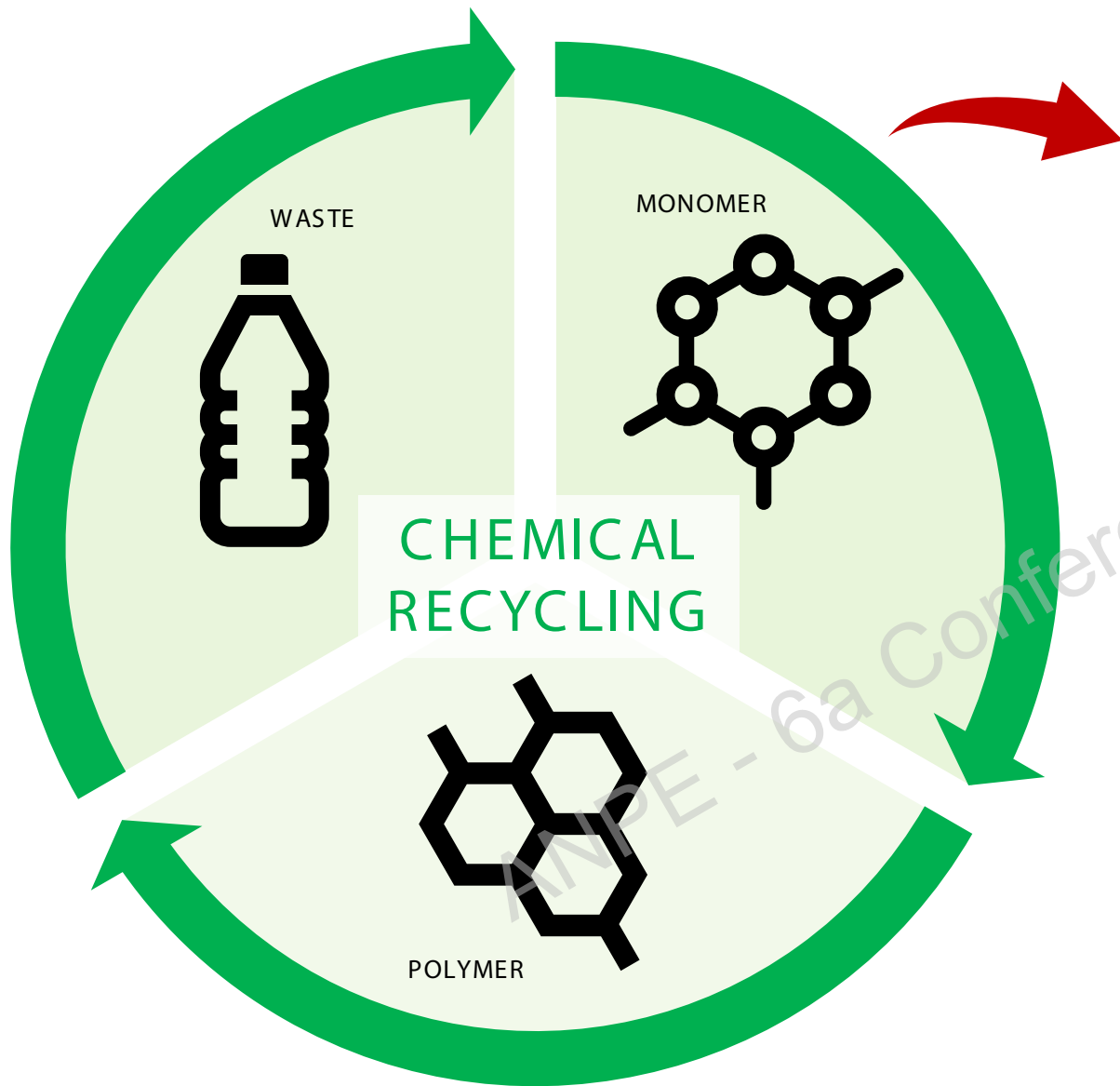
# The glycolysis is process of polyamide 6

---

Lara Facchini, Filippo Bombarda

Master thesis supervisor: Prof.ssa Alessandra Lorenzetti

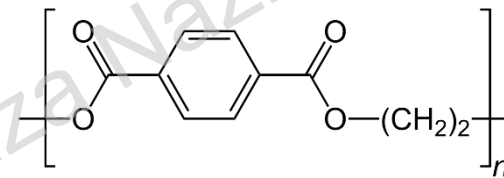
6<sup>a</sup> Conferenza Nazionale Poliuretano Espanso Rigido  
30 may 2024



# Glycolysis process

Viable recycling strategy for:

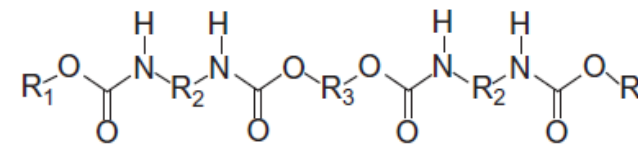
PET



BHET (monomer)

Polyester polyols

Polyurethane (PU)




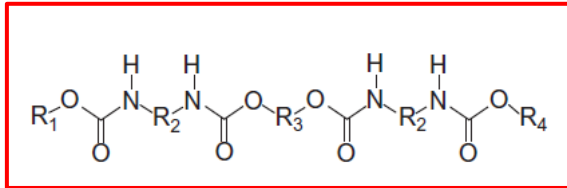
Polyester polyols

Applicability to nylon 6

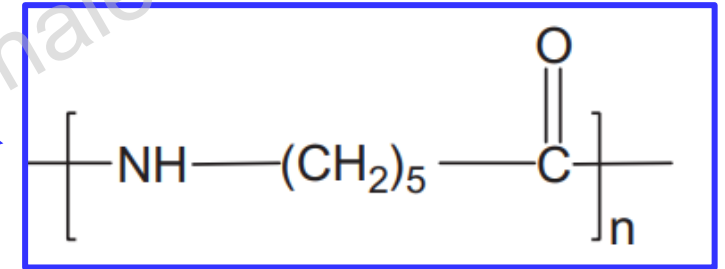


# Material covered by the study

Flexible polyurethane (PUFs)



MAIN FOCUS



Polyamide 6 (PA6) fabric

Theme developed in two sequential master thesis

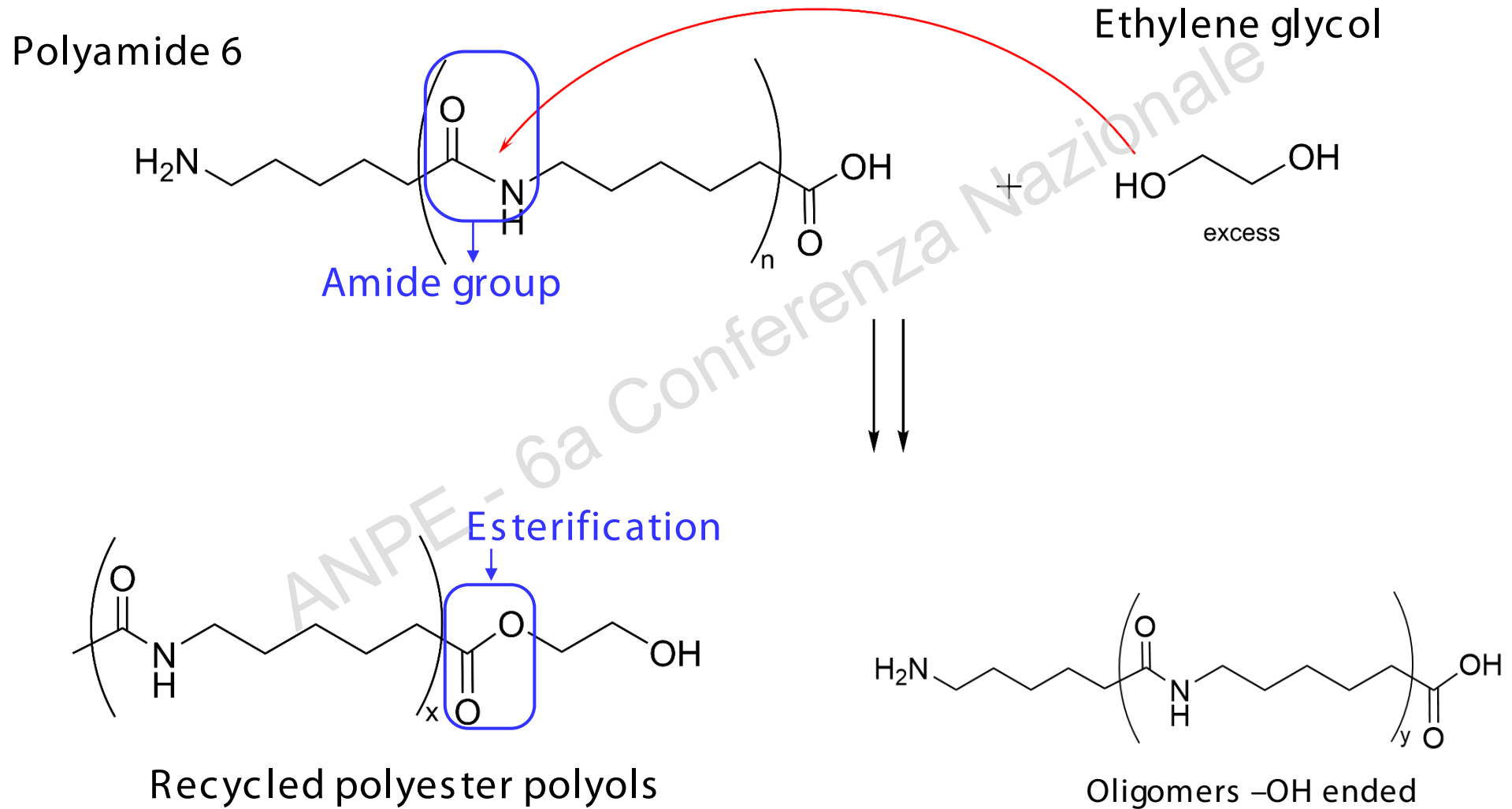
APPROACH 1

Conventional and microwave PA6 glycolysis  
(acid catalysis)

APPROACH 2

Polyamide 6 glycolysis and acidolysis  
(basic catalysis)

# Polyamide 6 glycolysis reaction



# Glycolysis using conventional heating

## Operating parameters

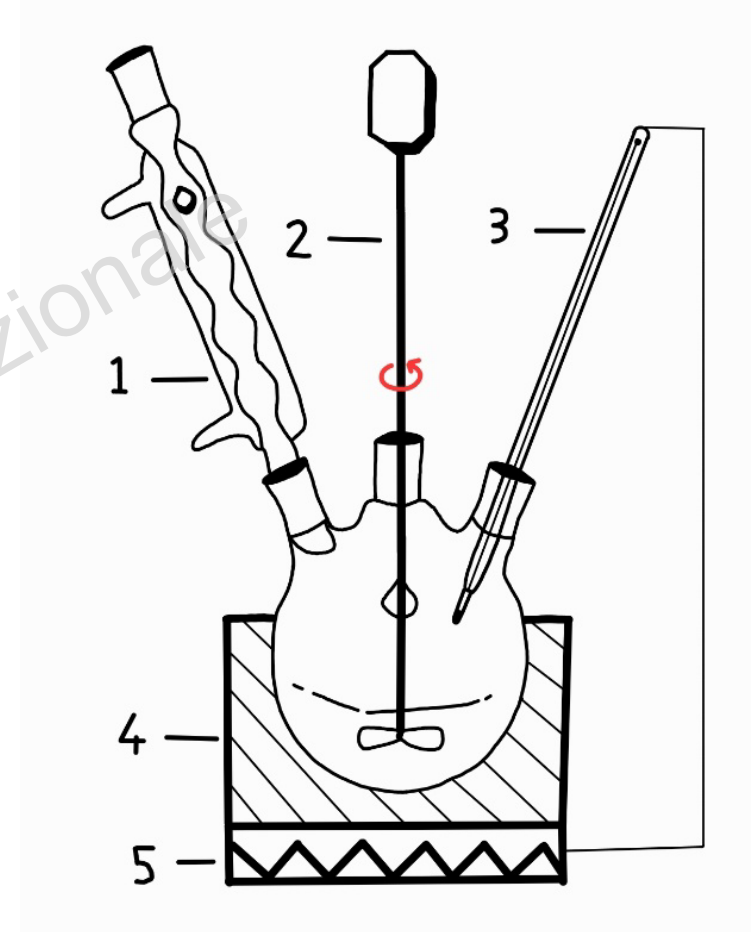
- Glycol-polymer ratio
- Type and content of catalytic system  
(DAP = hydrogen diammonium phosphate)
- Reaction temperature
- Reaction time

Various experimental tests were performed, using different settings

	Polymer [g]	Glycol	Glycol: polymer ratio	Catalyst	[mmol/100g]	T [°C]	Reaction time [h]
<b>G40</b>	100	MEG	3:1	DAP	220	190	27

→ Main glycolysis test of nylon 6 performed with conventional heating

Long reaction time  
Acid catalysis with DAP  
Excess of MEG



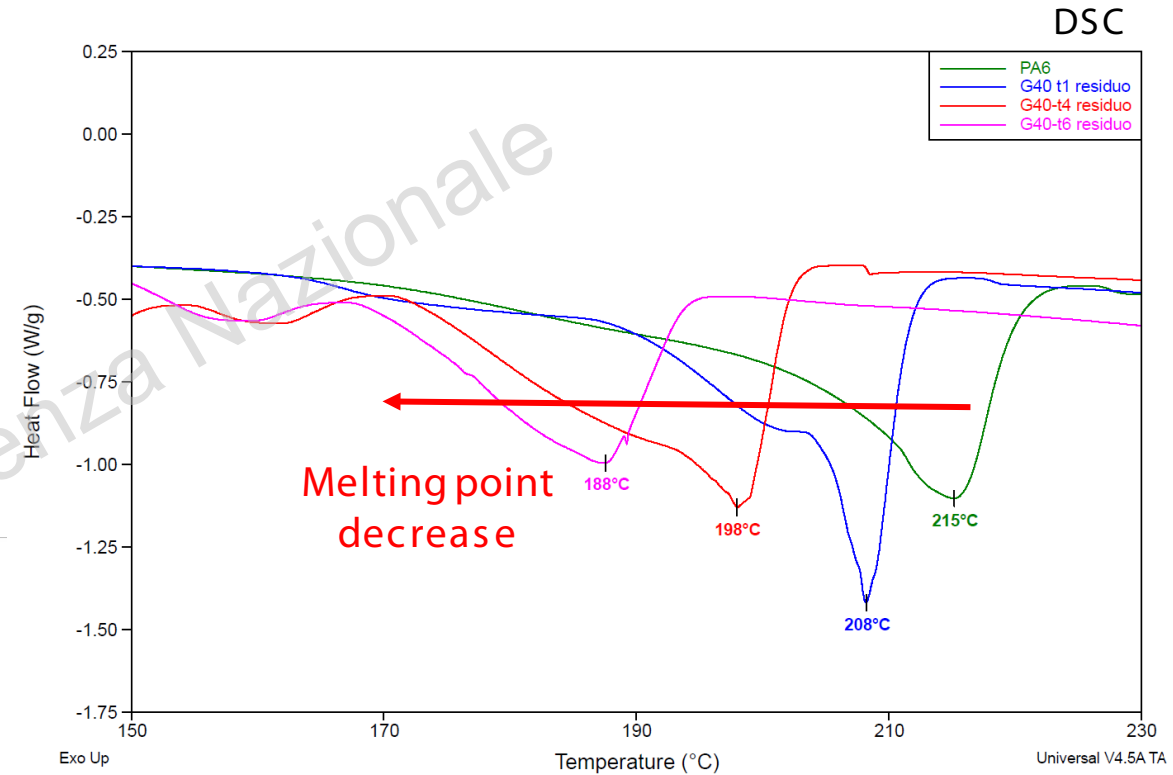
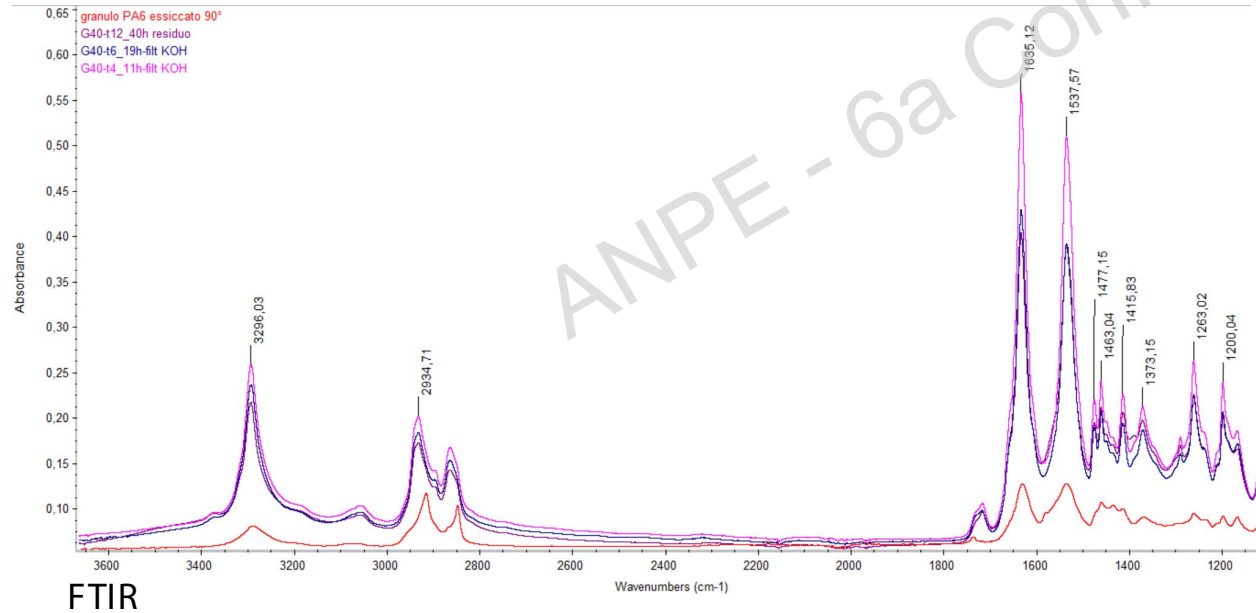
# Characterization techniques of the samples



# Analysis of the solid residue

Progressive reduction of the collected solid residue

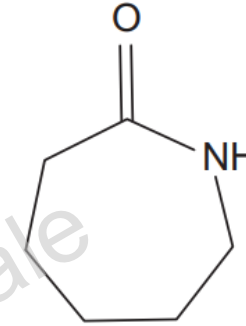
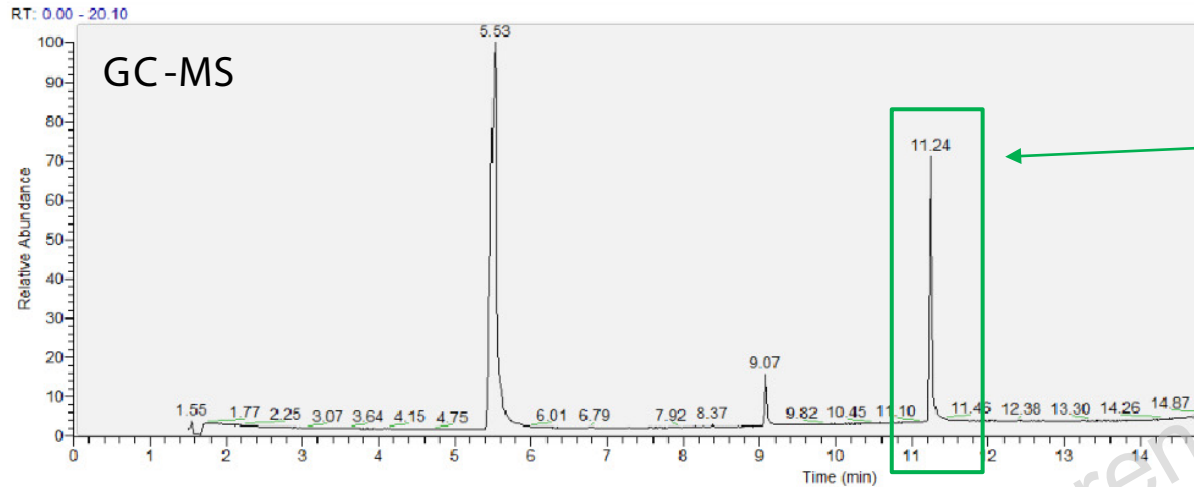
Sample	Residue mass [g]	Estimated yield $\eta$ [%]
5h	1,5	20
11 h	0,8	50
19 h	0,2	80
27 h	less than 0,05	99



The remaining solid fraction was the depolymerization residue

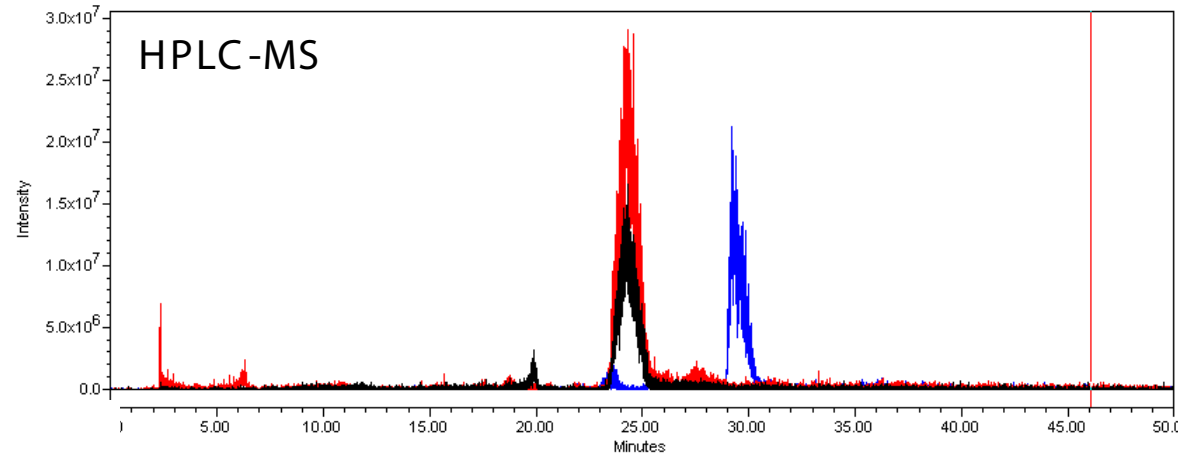
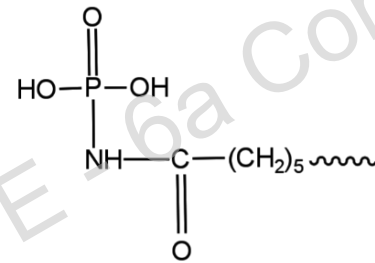


# Characterization of liquids and polyols

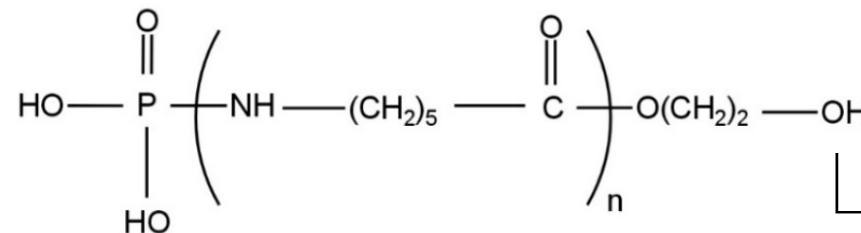


$\epsilon$ -Caprolactam (114 m/z)  
Monomer of polyamide 6

Oligomers of polyamide 6  
with phosphorous end groups  
(253 m/z)



Polyester polyols  
with phosphorous  
end groups  
(298 and 410 m/z)



Products of polyamide 6 glycolysis



# Microwaves-aided glycolysis of PA6


⚠ Conventional heating required very long reaction times

## OPERATIONS WITH MICROWAVE REACTORS



- Fast heating
- Abatement of the reaction time
- Working under pressure

Polymer [g]	Glycol	Glycol: polymer ratio	Catalyst	mmol/100g	T [°C]	Power [W]	Reaction time [min]
G43	MEG	3:1	Phosphoric acid 85%	220	250	400	30



📈 Results:

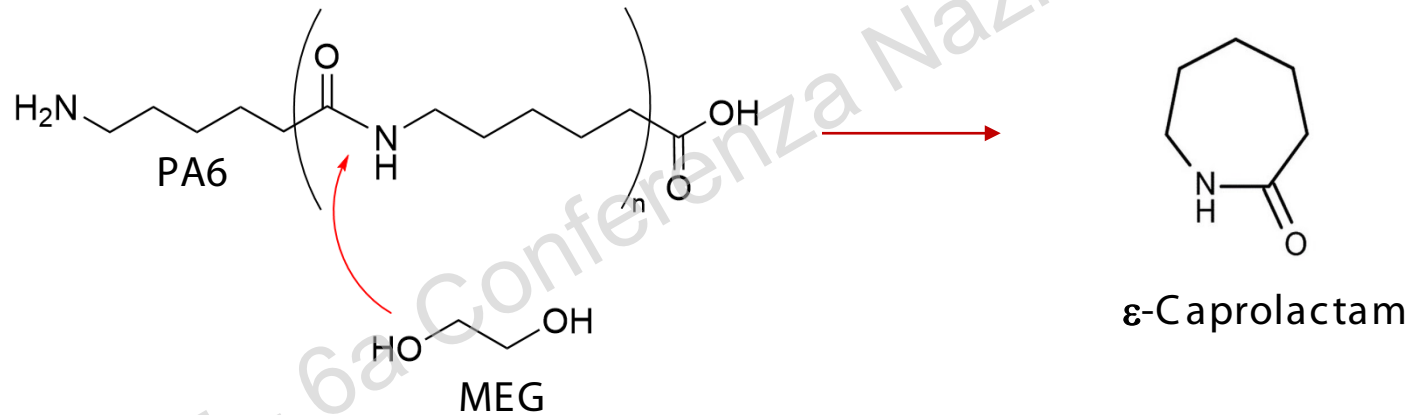
- Absence of solid residue after 30 min;
- Formation of the same compound obtained with conventional heating.

# Approach 2:

## PA6 glycolysis with BASIC CATALYSTS


1° PHASE:

PA6 GLYCOLYSIS  
and  
 $\epsilon$ -CAPROLACTAM  
FORMATION




2° PHASE:

$\epsilon$ -CAPROLACTAM  
REACTION



# 1° PHASE: PA6 GLYCOLYSIS AND $\epsilon$ -CPL FORMATION

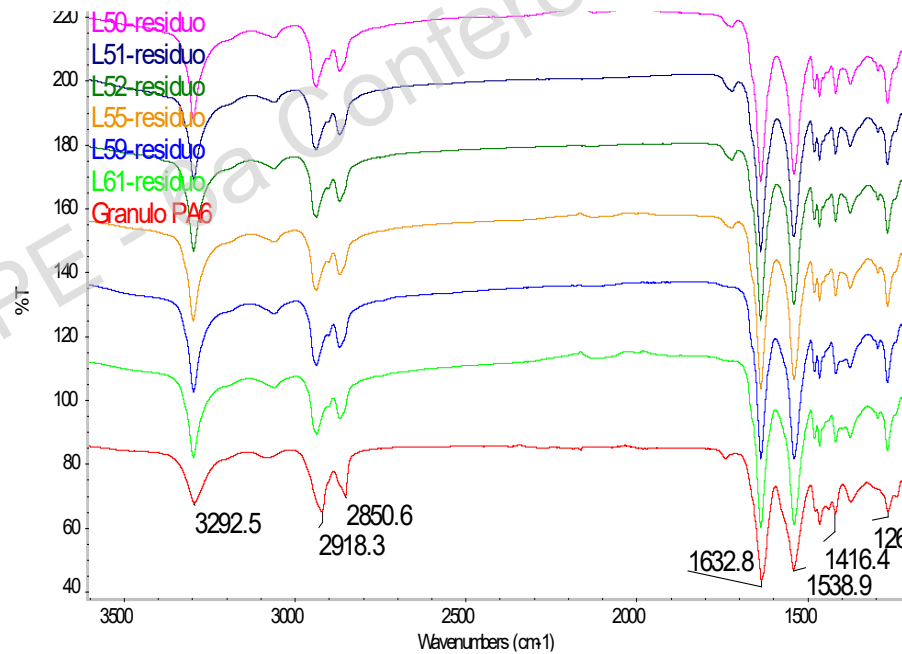
Microwave heating



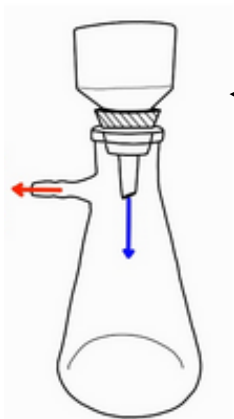
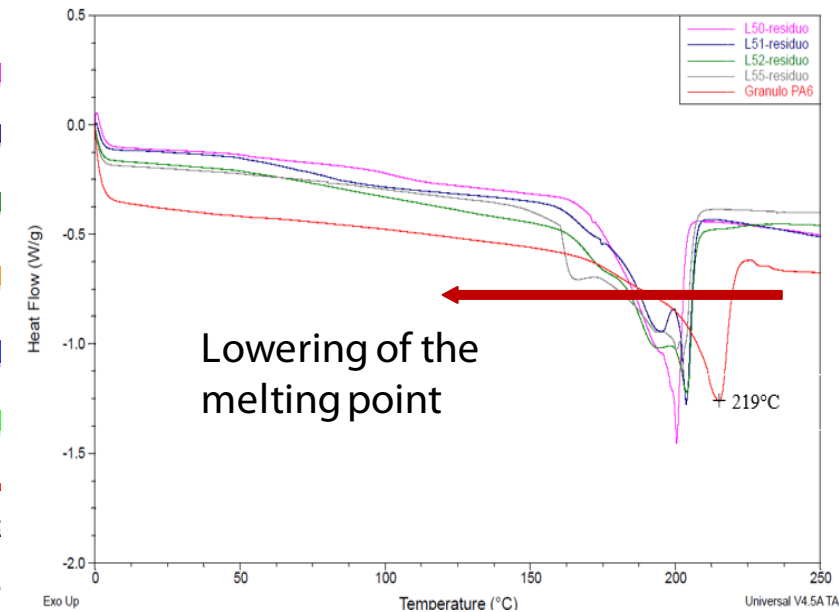
OPERATING PARAMETERS

- Catalyst (NaOH, TBT, TiP, NaOGLi)
- Content of catalytic system
- Glycol-polymer ratio (3:1, 2:1, 1:1)

FTIR : residue = PA6



DSC : Depolymerization PA6



Filtration

SOLID RESIDUE


1° PHASE: PA6 GLYCOLYSIS AND  $\epsilon$ -CPL FORMATION

Material	Polymer [g]	MEG [g]	Glycol: polymer ratio	Catalyst [mmol]	T [°C]	Reaction time [min]
PA6	7	21	3:1	52	250	30



Best catalytic system:  
**NaOH**

Microwave heating at 250°C:



Glycolyzate obtained

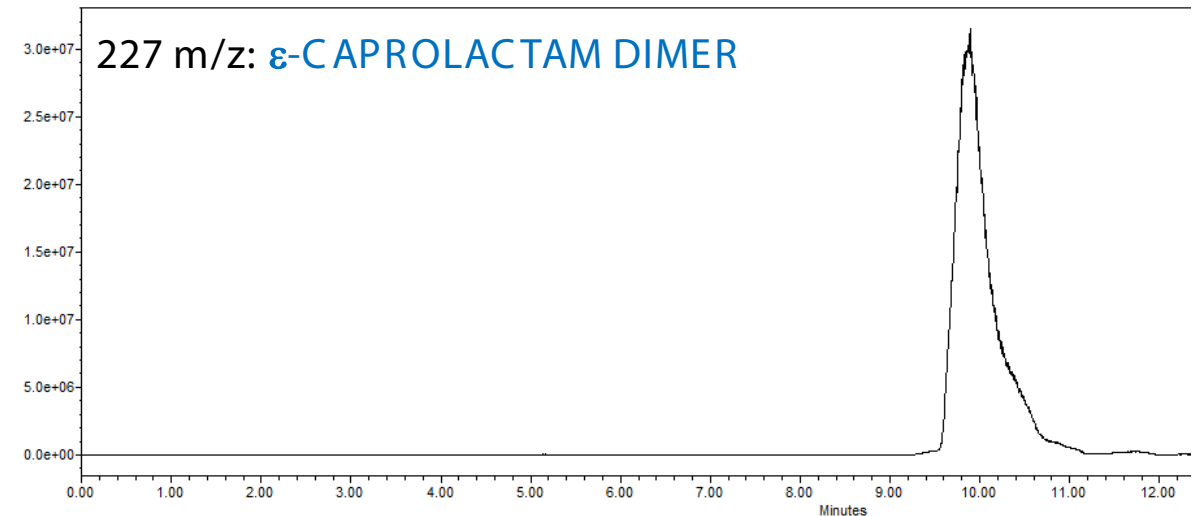
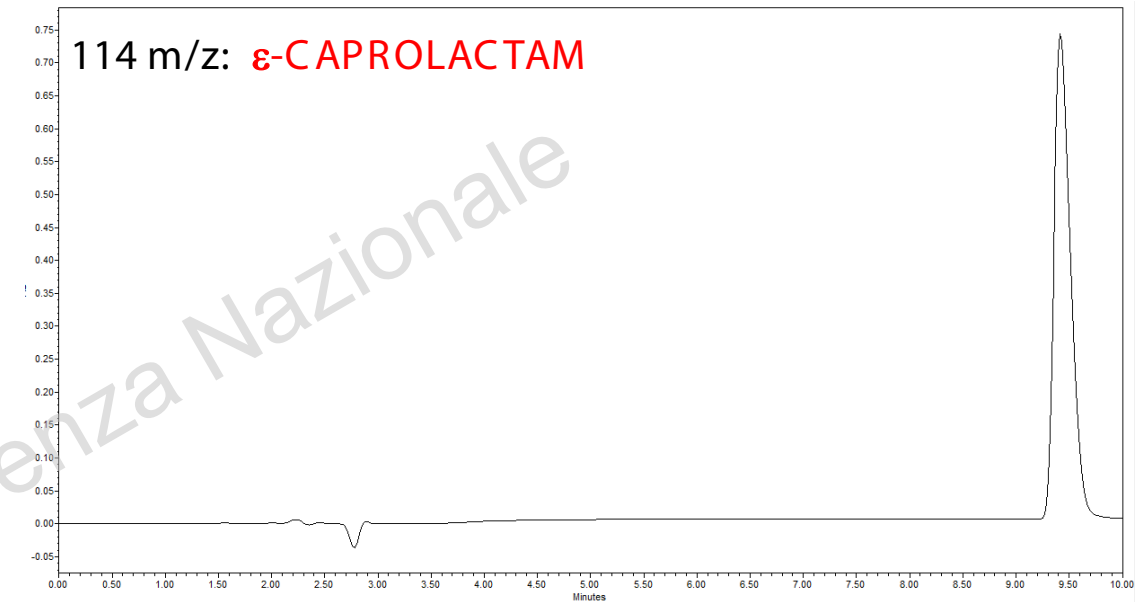
- Content of **NaOH**
- Glycol-polymer ratio

	NaOH [mmol]	Glycol:polymer ratio	T [°C]	Reaction time [min]	Solid residue [%]
L53	52	3:1	250	30	0 (<1)
L47	18	3:1	250	30	0 (<1)
L55	5	3:1	250	30	15
L59	18	2:1	250	30	4
L61	18	1:1	250	30	11

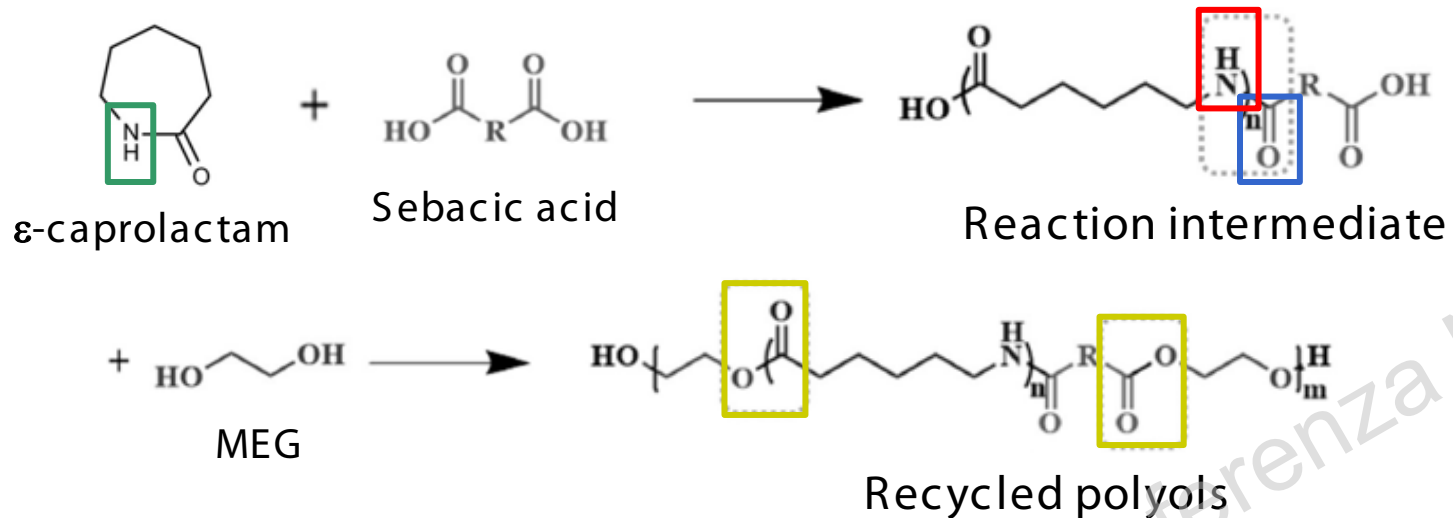
# 1° PHASE: PA6 GLYCOLYSIS AND $\epsilon$ -CPL FORMATION

## Composition analysis (HPLC-MS):

Species	Ion	Fragment	Structure
$\epsilon$ -caprolactam	(M+H <sup>+</sup> )	113 + 1 = 114 m/z	<chem>O=C1NCCCCC1</chem>
$\epsilon$ -caprolactam dimer	(M+M+H <sup>+</sup> )	113 + 113 + 1 = 227 m/z	<chem>O=C1NCCCC2CCCC(=O)N2C1</chem>

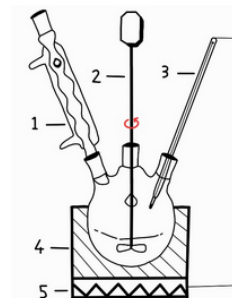


# 2° PHASE: $\epsilon$ -CAPROLACTAM REACTION



Reaction conditions:

- 190°C
- 13 h
- NaOH as catalyst



Model reaction reagents:

3 reagents	$\epsilon$ -CAPROLACTAM (CPL)
	MEG
	SEBACIC ACID

4 characteristic peaks

Wavenumber [cm <sup>-1</sup> ]	Bond	Functional group
~1736	>C=O	Carbonyl group of the ester of acid+MEG or CPL+MEG
~1625-1650	>C=O	Carbonyl group of CPL and acid+CPL
~1560	-NH <sub>2</sub>	Amide I from CPL opening
~1550	>NH	Amide II in the bond of acid+CPL

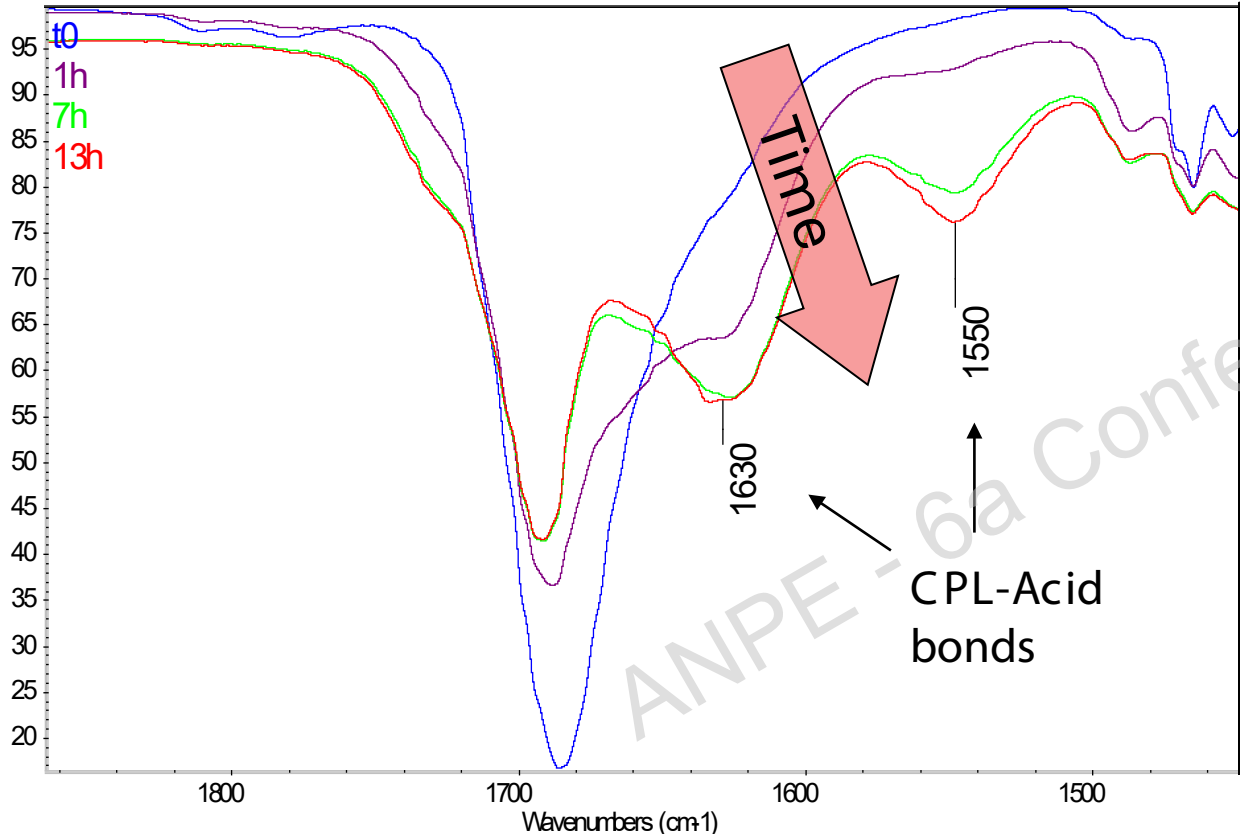
Zhang, S. et al. A novel synthetic strategy for preparing polyamide 6 (PA6)-Based polymer with transesterification.

# 2° PHASE: $\epsilon$ -CAPROLACTAM REACTION

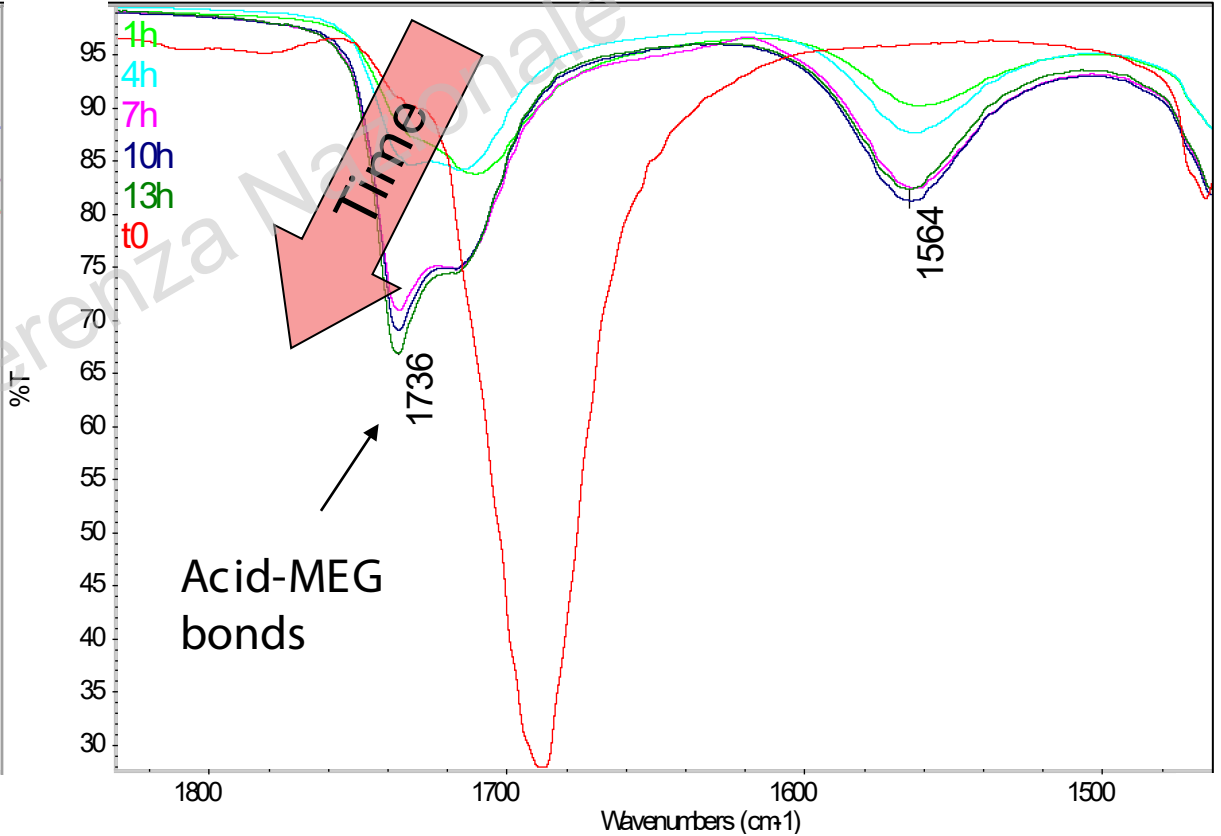
## Approach 2

FTIR analysis of the model reactions:

Reaction: CPL + SEBACIC ACID



Reaction: MEG + SEBACIC ACID + NaOH

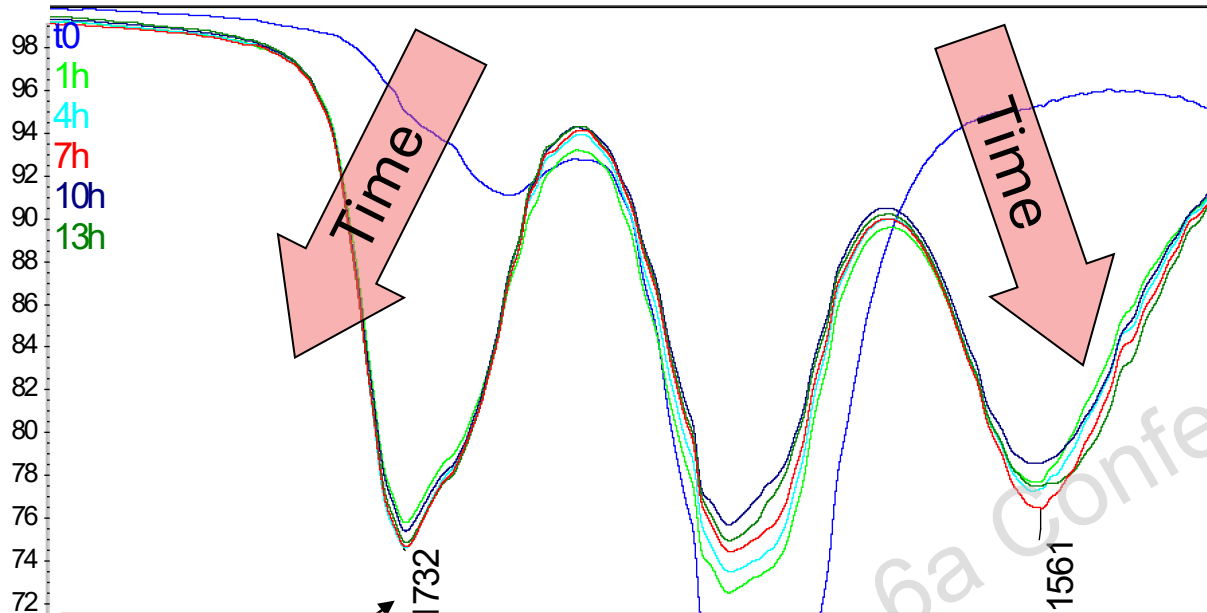


CPL + ACID = The reaction intermediate was formed with and without NaOH

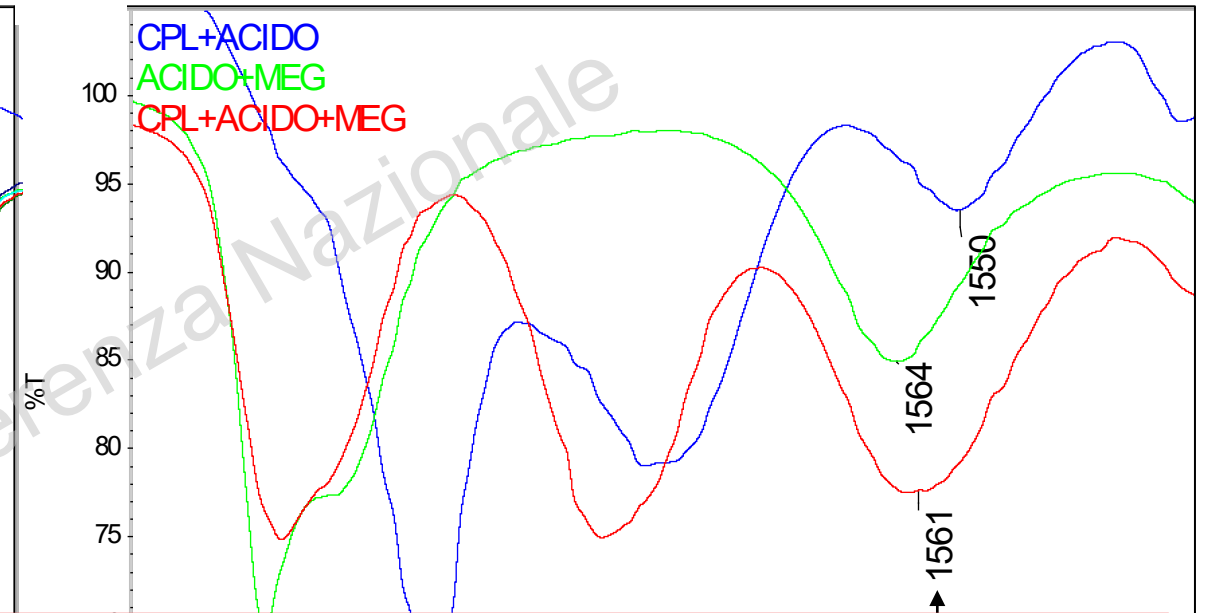
MEG + ACID = ester group was formed

# 2° PHASE: $\epsilon$ -CAPROLACTAM REACTION

Reaction: CPL + SEBACIC ACID + MEG

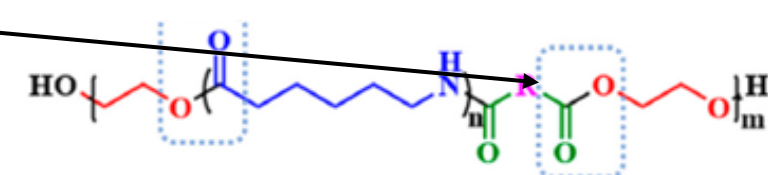


Comparison of reactions at the same time



CPL+ACID+MEG: · CPL+Acid bond was formed

· Bond between the reaction intermediate and MEG was formed





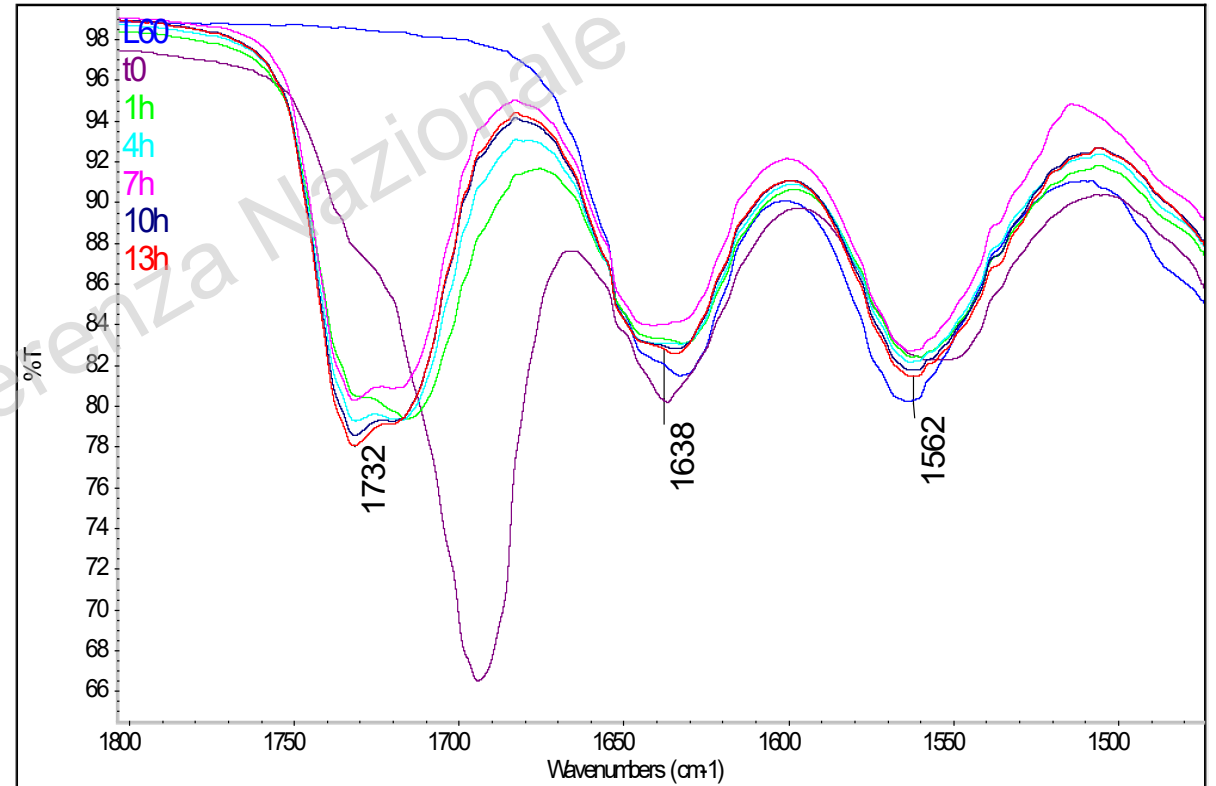
# 2° PHASE: $\epsilon$ -CAPROLACTAM REACTION

Reactions between glycolyzate and sebacic acid:

Operating parameters

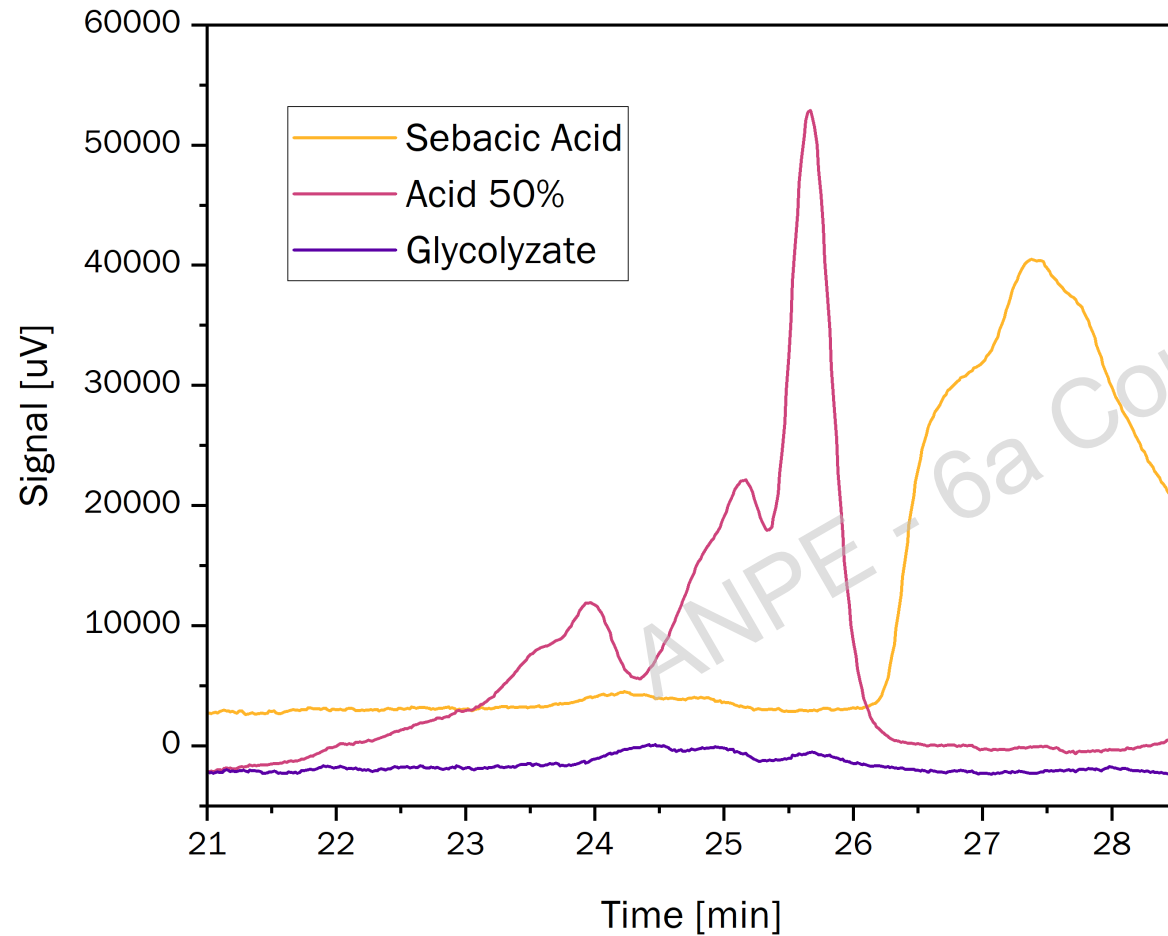
Percentage of sebacic acid relative to the moles of CPL present : 100%, 50% and 10%.

	Glycolyzate [g]	CPL [mmol]	Sebacic acid [mmol]	Sebacic acid [g]	T [°C]	Time [h]
ACID 100%	24.0	53	53	10.73	190	13
ACID 50%	24.0	53	26	5.36	190	13
ACID 10%	24.0	53	5.3	1.07	190	13

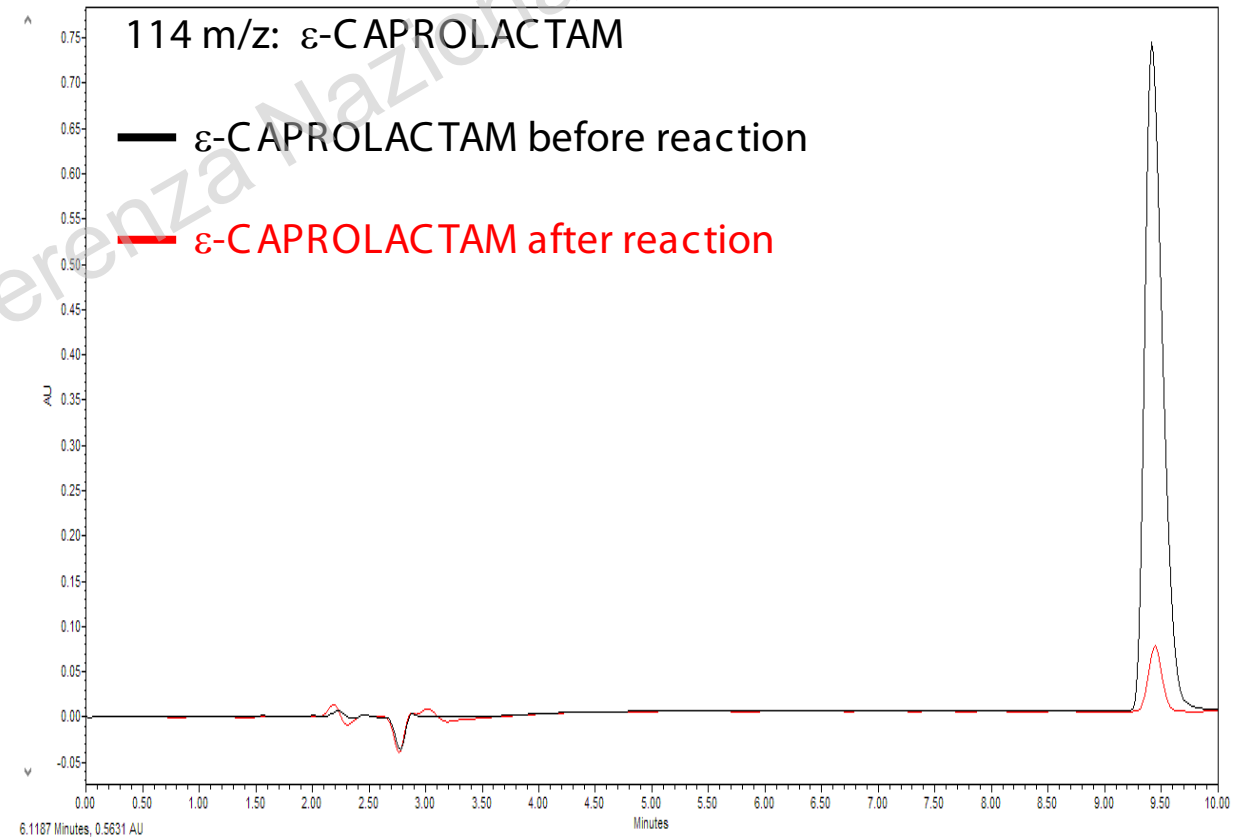


## 2° PHASE: $\epsilon$ -CAPROLACTAM REACTION

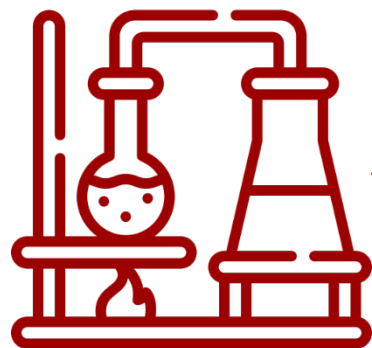
Molecular weight distribution (GPC):



Composition analysis (HPLC-MS):



# Characterization of final polyols



Distillation



Removal of the MEG excess to reduce HV of the obtained polyols. Subsequent evaluation of HV and %H<sub>2</sub>O with titration.

Potentiometric titrator

Karl Fisher titrator

Polyols Hydroxyl Value (HV)	Water content (%H <sub>2</sub> O)
400-600 mgKOH/g	0,1-0,2%

→ Slight increase in products viscosity




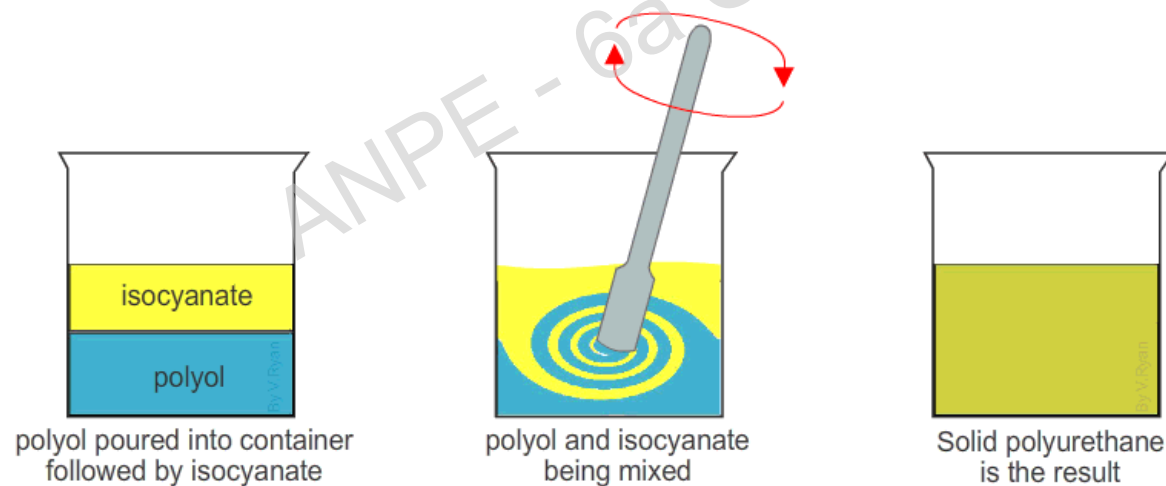
Hydroxyl value (HV)



Water content

# Production of new PUR foams

- New rigid foams were prepared with different recycled polyols content (25-30%) using both **conventional** and **microwave** polyols;
- Basic catalysis led to polyols that highly accelerate the reaction kinetics during foams formation;
- Only acid catalysis polyols had been used to obtain new PUR foam.



# New foams characterization

## COMPRESSION STRENGTH

	Ref.	Conventional		Microwave	
		25RP	30RP	25RPMW	30RPMW
$\sigma_{//}$ [kPa]	358	562	463	571	495
Std Dev	20	9	20	19	21
$\rho$ [kg/m <sup>3</sup> ]	58	66	69	65	66

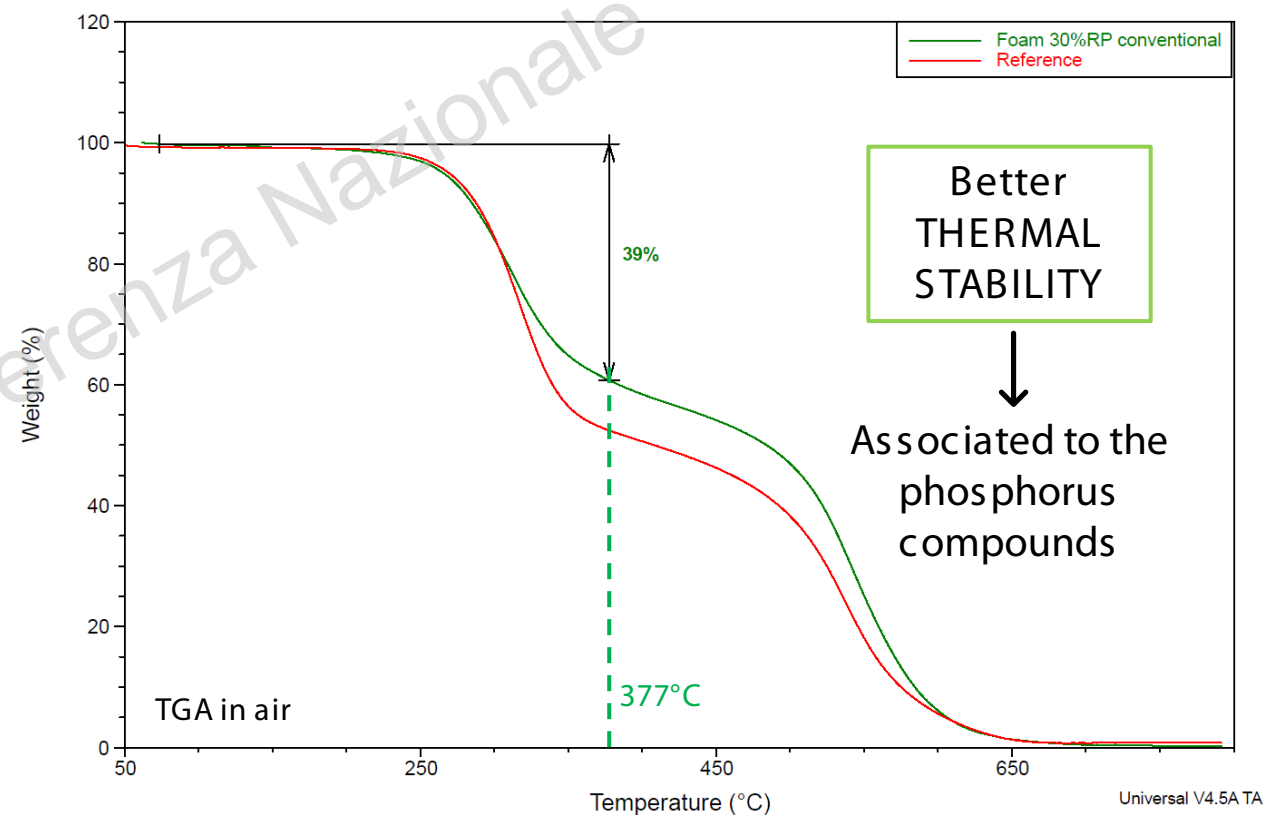
Similar CONDUCTIVITY only for conventional foams

	Ref.	Conventional		Microwave	
		25RP	30RP	25RPMW	30RPMW
$\lambda$ @ 10°C [mW/(m·K)]*	27,2	27,5	26,7	35,3	37,5

Max Std Dev = 0,2 mW/(m·K)

\*water blown foams

PROBABLE HIGH NUMBER OF OPEN CELLS




# CONCLUSIONS

- Glycolysis could be a possible recycling solution for nylon 6;
- Conventional heating processes required long reaction times while the use of microwave heating reduced the reaction duration;
- For acid catalysis, the direct formation of polyester polyols terminated by phosphorus end-groups was observed;
- In basic conditions, glycolysis favored the formation of  $\epsilon$ -caprolactam, which was then transformed into a polyol through ring opening;
- Only for conventional polyols, the recycled foams presented improved physical-mechanical properties and thermal stability compared to the virgin polyols reference foam.

# Thank you for your attention



UNIVERSITÀ  
DEGLI STUDI  
DI PADOVA



ANPE - 6a Conferenza Nazionale